

## 中 國 蝶 類 新 種 小 誌 I

李 傳 隆

(山東大學生物系)

筆者從 1935 年到 1953 年曾經利用了每個暑假，到國內各地從事採集研究，在 25 省區內蒐集了蝶類標本八百餘種(亞種，變種等不計在內)，現在先把過去還沒有記錄過的種類，陸續整理出來，作為本人對祖國蝶亞目昆蟲的初步報道，藉供有關工作者的參考。

### 鋸紋豈白蝶 *Leptidea serrata* 新種記載

豈白蝶屬 (Genus *Leptidea*) 的蝶類是一種白色纖弱的粉蝶，它們的幼蟲食害野生豈科植物<sup>1)</sup>，因此擬定其中文屬名為豈白蝶屬。

豈白蝶屬的種類是古北區 (Palearctic region) 的特產蝶，過去已經發現了的，一共有 *Leptidea sinapis*, *L. amurensis*, *L. duponcheli*, *L. gigantea* 和 *L. lactea* 5 種。

本文所要記述的新種，是祖國產豈白蝶屬的第 5 種，也就是古北區所產的第 6 種。本新蝶是 1944 年 6 月筆者個人第 9 次採集旅行時，在陝西秦嶺發現的；它與該屬其他已知種的區別，最易辨別的有下列 5 個特徵：

1. 前胸及中胸側板上的半膜質區 (semi-membranous area) 內，密被橙黃色鱗片。
2. 前翅前角 (anterior angle) 尖突出。
3. 前翅裏面及正面，中室端脈上半段上，綴有灰黑色小斑點各 1 枚。
4. 後翅裏面中域 (discal area) 及亞緣區 (submarginal area) 各有灰黑色線紋 1 條，曲折呈鋸齒狀。
5. 雄性外生殖器之囊形突 (saccus) 短小作乳頭狀。

鋸紋豈白蝶 *Leptidea serrata*, sp. nov. (圖版 I 圖 1—5)

1) 如 *Vicia*, *Lotus* 及 *Lathyrus* 等屬豈科植物，生長在山林曠野間，有的是家畜的優良飼料。

♂: 頭大, 滿覆白色及灰黑色毛。眼大, 圓凸, 裸出, 赭褐色。下脣鬚較頭為長, 密被白色短毛, 尖端部灰黑色。觸角短, 灰黑色, 其上綴有白色縱線紋 3 條, 排列距離略相等; 錘節 (club) 紡錘形, 前半段黑褐色, 尖端淡黃褐色。

胸背地色黑褐, 疏覆灰白色長毛。前足基節 (pro-coxa) 上後方及中胸後側片 (meso-epimeron) 上方之半膜質區域內密被橙黃色鱗。足的地色黑褐, 其上密蔽白鱗及灰黑色鱗, 此等鱗片各各形成縱線紋 3 條, 互相間列着, 而以外側的一條灰黑色線紋最潤而顯著。

前翅前角尖突出。翅面: 前後翅都呈白色, 翅裏的灰黑色斑紋在翅面亦隱約可見。前翅前緣基部一段散生灰黑色鱗。前翅中室端脈上半段上 (包括上中室端脈 (upper discocellular) 及中中室端脈 (middle discocellular) 之大部分) 的灰黑色斑點較雌蝶為淡而不顯著。翅裏: 前翅前角附近的翅脈及後翅翅脈兩側綴有灰黑色鱗。前翅中室端脈上半段上的灰黑色小斑點較翅面為大而顯著。前翅前角附近及後翅中域與亞緣區各有灰黑色線紋 1 條, 曲折呈鋸齒狀, 而以中域的鋸狀紋比較潤而顯著。後翅中室中央有灰黑色縱線紋 1 條。兩翅緣毛白色, 惟在各縱脈末端附近則呈灰黑色。

腹部地色棕褐, 其上密被白色鱗; 背板中脊部分雜生灰黑鱗。雄性外生殖器之囊形突粗短呈乳頭狀 (圖版 I 圖 5), 若與該屬其他種類之囊形突比較, 則遠為粗短。

♀: 體型較雄蝶略大; 前翅表面中室端脈上的灰黑色斑點大而明顯; 翅裏的其他斑紋亦較雄蝶為顯著, 至於它的着生方位則與雄蝶無異。

體長: ♂17.5 毫米; ♀18 毫米。

展翅: ♂47 毫米; ♀48 毫米。

產地: 陝西秦嶺。

研究用標本: ♂完模式標本, ♀異模式標本, 秦嶺太白山產; 1944 年 6 月 8—9 日著者採集並保存。♂同地副模式標本藏中國科學院。

### 參 考 文 獻

- [1] 喬國慶, 1943, 甘肅蝶類初步報告。甘肅科學教育館專刊, 3: 16。
- [2] Bremer, O. & Grey, W. 1853. Beiträge zur Schmetterlings-Fauna des nördlichen China. St. Petersburg.
- [3] Butler, A. G. 1883. On Lepidoptera from Manchuria and Corea, *Ann. Mag. nat. Hist.* 5(11): 113.
- [4] Elwes, H. J. 1881. On the butterflies of Amurland, North China and Japan, *Proc. zool. Soc. Lond.* 1881: 878.

- [5] ————. 1899. Catalogue of the Lepidoptera of the Altai Mountains, *Trans. Ent. Soc. Lond.* 1899: 295-367.
- [6] Furneaux, W. 1897. Butterflies and Moths. Longmans, Green & Co. Lond. p. 149, pl. II, fig. 1.
- [7] Kishida, K. & Nakamura, Y. 1939. Butterflies from Jehol. Report of the First Scientific Expedition to Manchoukuo sec. V, Dev. 1, part VIII, Article 28, p. 85-87, pl. VI, figs. 2-3.
- [8] Leech, J. H. 1894. Butterflies from China, Japan and Corea.
- [9] Seitz, A. 1908. The Macrolepidoptera of the World Vol. I, the Macrolepidoptera of the Palaearctic Fauna pp. 70-71, pl. 27, figs. f-g.
- [10] ————. 1930. The Macrolepidoptera of the World, suppl. to Vol. I, The Palaearctic butterflies, pp. 118-119.
- [11] Westwood, J. O. 1842. Donovan's insects of China.
- [12] 日本蝶類同好會機關雜誌上有關豎白蝶屬蝶類的參考資料：———  
"Zephyrus" 1931, 3 (1):30.  
1932, 4 (1):47; 4 (4):307; 4 (4):312.  
1934, 5 (4):268.  
1935, 6 (1/2):90; 6 (1/2):99.  
1936, 6 (3/4):266—67; 6 (3/4):280; 6 (3/4):295; 6 (3/4):303.  
1937, 7 (2/3):194.  
1938, 8 (1/2):38.  
1940, 8 (3/4):136; 8 (3/4):157; 8 (3/4):189.  
1941, 9 (1):33; 9 (1):45; 9 (2):111.
- [13] 江崎悌三, 1922, 南樺太の蝶類。日本動物學雜誌 34 (409):902.
- [14] 堀松次、玉貫光一, 1937. 樺太昆蟲誌第一報, 蝶類。樺太廳中央試驗所報告第 19 號, 113—114 頁, 圖版 1, 圖 6.
- [15] 森爲三、土居寬暢、趙福成, 1934. 原色朝鮮の蝶類。第 6 頁, 第 10 圖版, 圖 8—10.
- [16] 內田清之助等, 1952. 日本昆蟲圖鑑。日本東京, 北隆館, 第 886 頁, 圖 2522.

## SOME NEW SPECIES OF RHOPALOCERA FROM CHINA, I

### DESCRIPTION OF A NEW PIERID *LEPTIDEA SERRATA*, N. SP.

LEE CHUAN-LUNG

*Department of Biology, Shantung University*

The new butterfly here described was part of the collection made on the 9th. trip to the Tsinling Mountains of Shensi Province during 1944.

This species is very distinct from any other known species of the genus *Leptidea* (Billberg, 1820), by the following five characteristics:

1. The semi-membranous area of the pro- and meso-pleura are covered with orange-yellow scales.
2. The apex of the forewing is falcate, curved, being angulately pointed.
3. The discocellulars of forewing bears as small greyish-black spot on the both surfaces.
4. The discal and submarginal rows of serrate markings appear on the underside of hindwing.
5. The shape of the saccus of male genitalia is especially short and broad, being as delicate and as small as a papilla.

*Leptidea serrata* n. sp. (figs 1-5)

♂: Head rather large, thickly covered with white and greyish-black hairs. Eyes dark red-brown. Labial palp interspersed with white hairs densely, and darkened at the tips. Antennae greyish-black, with three narrow longitudinal white stripes extend just before the club; club fusiform, anterior half blackish-brown, and with the tip pale yellowish-brown.

Thorax rather slender, above clothed with greyish white hairs, and with an orange-yellow spot at the semi-membranous area of the pro- and meso-pleuron. Legs white scaled, with three narrow longitudinal greyish-black stripes extending beyond the tibia.

Forewing elongate triangular, apex angulately pointed. Upperside white, costal margin dusted with greyish black scales on nearly the basal half, and with a greyish-black spot on the upper and middle discocellulars. Underside white, discocellular spot is also sharply marked as on the upperside.

Hindwing ovate, anterior margin nearly straight. Underside white, with a greyish-black longitudinal streak on the middle of the discoidal cell, and with

a discal and a submarginal row of serrate markings: veins feebly dusted with greyish-black. Upperside white, without any marking, but with the markings on the underside shining through distinctly. Fringe white, darkened at the tips of the veins.

Abdomen slender, elongate, extending slightly beyond the hindwing, ground colour deep brown, thickly covered with white scales, above dusted with greyish black scales.

The shape of the saccus of male genitalia (fig. 5) is distinctly shorter and broader than any other known species, being as delicate and as small as a papilla.

♀: Slightly larger than males, upperside of forewing with a greyish-black spot on the upper and middle discocellulars more distinctly. Underside as in male.


Length of body: ♂17.5mm., ♀18mm.

Expanse: ♂47mm., ♀48mm.


Habitat: Tsinling Mountains (Shensi province).

Holotype, ♂; Allotype, ♀; Tai-Pai-Shan (Tsinling Mountains). June 8-9, 1944, in author's collection.


Paratype, ♂; in Academia Sinica. Both collected by the author.




1



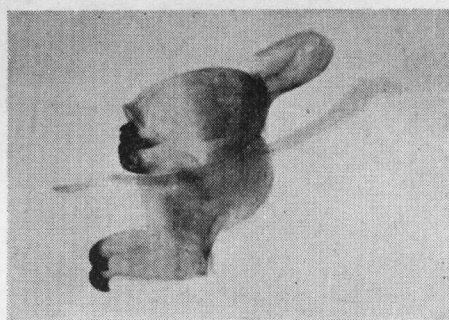
2



3



4



5

### 圖版說明

鋸紋荳白蝶 *Leptidea serrata* n. sp.

1. ♂完模標本正面。 2. ♀異模標本正面。  
3. ♂完模標本裏面。 4. ♀異模標本裏面。  
5. 雄性外生殖器(示粗短作乳頭狀的囊形突)。